



My First Year

Your guide for the first year of
leading a Girl Scout troop.

Table of Contents

Welcome to Girl Scouts.....	3
Your Girl Scout Connection.....	4
Volunteer Onboarding Progression Chart.....	5
New Volunteer Training.....	6
The Volunteer Toolkit: Your Digital Troop Assistant.....	7
Getting Started.....	8
A New Leader’s Support System.....	9
Leading Together.....	10
Working with Parents and Caregivers.....	12
Troop Support Form.....	13
Setting Up the Troop Bank Account.....	14
Troop Communication.....	15
Troop Forms.....	15
Girl Scout Traditions.....	16
Keeping Girls Safe and First Aid Kits.....	16
Official Uniform Kit Guide.....	17
Travel Progression.....	19
Your Girl Scout Year.....	20
Glossary.....	21

Welcome to Girl Scouts!

Our Mission

Girl Scouting builds girls of courage, confidence and character who make the world a better place.

Girl Scout Promise

On my honor, I will try:
To serve God* and my country,
To help people at all times,
And to live by the Girl Scout Law.

**Members may substitute for the word God in accordance with their own spiritual beliefs.*

Girl Scout Law

I will do my best to be
honest and fair,
friendly and helpful,
considerate and caring,
courageous and strong, and
responsible for what I say and do and to
respect myself and others,
respect authority
use resources wisely,
make the world a better place, and
be a sister to every Girl Scout.

Dear New Troop Leader,

First, I'd like to express how grateful I am to you for taking on such an important leadership and mentoring role in Girl Scouts and in girls' lives. It takes a special person to join Girl Scouts on the journey as they develop courage, confidence, and character and grow into their potential and their unique selves.


As the saying goes, it really does take a village to raise capable and confident women. You are now an important part of these girls' development and the impact they will make on the world. You will show girls they belong right here in Girl Scouts. That no matter who they are, where they're from or where they are going, Girl Scouts will always be there for them.

As you lead your troop through all kinds of life-changing Girl Scout experiences and lessons, please know we as an organization are here to support you on your journey as a leader. This guide is designed to act as a compass for your Girl Scout leadership journey and will help you lead the next generation of female leaders with courage. We appreciate all you do for our girls, organization, and community and can't wait to see the impact you'll make.

Yours in Girl Scouting,



Tammy H. Wharton
President & CEO, Girl Scouts of Ohio's Heartland



What the Troop Leadership Team Does:

- Help girls reach their potential as creative, courageous leaders.
- Create a space where girls try new things without worrying about failing.
- Teach lessons girls will use for decades to come.
- Try new things along with their girls.
- Develop leaders' own organizational and leadership skills.
- Join a global community of sisterhood.

Your Girl Scout Connection

You can use the contacts below for help along your Girl Scout journey.

Troop Number:

Membership Manager:

Phone: _____

Email: _____

Service Unit Number:

Service Unit Name:

Service Unit Team

Name: _____

Phone: _____

Email: _____

Name: _____

Phone: _____

Email: _____

Name: _____

Phone: _____

Email: _____

Name: _____

Phone: _____

Email: _____

Name: _____

Phone: _____

Email: _____

Girl Scout Shops

To make sure your Girl Scouts are prepared, stop by one of our Girl Scout Shops for uniforms, recognitions, badges, and more!

Council Headquarters

1700 Watermark Drive
Columbus, OH 43215

Chillicothe Service Center

1130 Western Ave.
Chillicothe, OH 45601

Mansfield Service Center

24 W. Third St. – Suite 110
Mansfield, OH 44902

Zanesville Service Center

3230 Bowers Lane
Zanesville, OH 43701

Visit our website at gsoh.org/girlscoutshop to see our hours of operation for each location.

Get Connected With Us!

Instagram and X: [@girlscoutsoh](https://www.instagram.com/girlscoutsoh)
Facebook, Youtube & LinkedIn:
Girl Scouts of Ohio's Heartland

Our Customer Care Team is Here to Help!

Customer Care hours:

Mon.-Thurs.: 8:30 a.m.-6:00 p.m.

Fri.: 8:30 a.m.-4:30 p.m.

Email: customercare@gsoh.org

Phone: 1-800-621-7042 OR 614-487-8101

Volunteer Onboarding Progression Chart

Welcome Girl Scout volunteers! You have connected to a network of nearly one million adults who share an important commitment: preparing girls to lead successful lives!

The following chart represents the steps for Girl Scouts of Ohio's Heartland's new volunteer onboarding process. Contact customer-care@gsoh.org for questions or assistance.

Girl Scout Days

- Step Seven**
- Juliette Gordon Low's Birthday October 31
 - World Thinking Day Feb 22
 - Girl Scout Week Week of March 12
 - Girl Scouts Birthday March 12

Learn More

- Step Six**
- Going outside the meeting? Check out GSOH Troop Travel training on gsLearn and first aid training.
 - When girls are ready to camp, check out the troop camp training.

Support

- Step Five**
- Attend your service unit meeting.
 - Meet other leaders.

Let's Get Started

- Step Four**
- Sign up for a Leadership Essentials class.
 - Have a parent/caregiver meeting.
 - Open a bank account and complete the ACH.

Learn the Basics

- Step Three**
- Complete the new leader onboarding learning path on gsLearn.
 - Complete the request for a bank account.

Orientation

- Step Two**
- Attend the scheduled new volunteer orientation.
 - Learn all about your new role.
 - Ask questions!

Register

- Step One**
- Register as a member in the role you choose to participate.
 - Complete the background check.
 - Register for a new volunteer orientation.



You Did It! Now What?



At the end of the year take time to reflect on your year. How did your plans go? What support do you need?




New Volunteer Training

Safety First

For the safety of everyone, all volunteers are required to complete a series of trainings within the first months of a volunteer role appointment. Completing these courses will give you all the tools you need to have a safe and memorable Girl Scout troop experience!

238 Volunteer Learning Path 1 Complete within the first month	Time	How to sign up
<p>New Volunteer Orientation 1</p> 	1 Hour Facilitated	<p>Choose a date and register for a session.</p> 
GSUSA: New Leader Onboarding: What Girl Scouts Do.	About an Hour	Find these classes on your gsLearn dashboard under 238 Volunteer Learning Path 1.
GSUSA: New Leader Onboarding: Family Engagement – The Key to Success		
GSUSA: New Leader Onboarding: Your First Troop Meeting		
GSUSA: New Leader Onboarding: Troop Safety		
GSUSA: Girl Scouts Child Abuse and Neglect Prevention Course		

238 Volunteer Learning Path 2 Complete within six months	Time	How to sign up
New Volunteer Orientation 2	1 Hour Facilitated	Sign up on gsLearn.
GSUSA New Leader Onboarding: The Girl Scout Leadership Experience (GSLE)	About an Hour	Find these classes on your gsLearn dashboard under 238 Volunteer Learning Path 2.
GSUSA New Leader Onboarding: Funding the Fun – Managing Girl Scouts Troop Finances		
238 Troop Travel: Module 1		



The Volunteer Toolkit: Your Digital Troop Assistant

The Volunteer Toolkit (VTK)

The web-based program helps you plan and organize your Girl Scout year, so you have more time to focus on engaging with your girls. It makes managing your troop and planning your meetings smooth and easy all year long. Inside, you'll find meeting outlines and aids, activity plans, badge and journey requirements, and more!

Plan and Customize Your Year

At Girl Scouts, we know that when girls take part in shaping their Girl Scout experience and adventures, they will be more engaged and will have more fun! The VTK makes it easy for troop leaders and girls to explore meeting topics and activities available for their grade level together and select what they want to include in their year. Leaders can take this information to plan future meetings using the VTK's pre-populated meeting plans, agendas, supply lists and instructions.

Manage Troop Rosters, Attendance, and Accomplishments

With the VTK you will be able to view your troop roster, update contact information, record attendance at meetings, track girls' badge and Journey achievements, and renew memberships.

One-Click Communication

The VTK is not just for troop leadership, it's for parents too! With its unique parent-view, parents can keep up with troop activities, meeting information and what badges and journeys their girls are working on. You can also email upcoming meeting agendas and troops plans to them with just one click.

Learn more about the Volunteer Toolkit by taking an informative class on gsLearn.

*NOTE : At this time Girl Scouts of Ohio's Heartland does not use the VTK for Finance Report Submission. Read more about troop finances on the Volunteer Essentials here: <https://shorturl.at/Mzmet>

Easy Navigation at Your Fingertips!

Here are just a few of the many features you'll find inside the VTK.

We strongly encourage troop leadership volunteers to utilize the VTK to streamline their troop management and planning. GSUSA continues to update and enhance the VTK with additional resources, features, and functions.

My Troop

- View, edit, download, and print rosters.
- Edit family contact info.
- View achievements and attendance.
- Email families.
- Renew troop memberships.

Year Plans

- Specify meeting dates and locations
- Preview and choose pre-populated year plans
- Add and/or combine meeting plans to customize your year.
- Add troop activities like celebrations, outings, camping trips, etc.

Meeting Plans

- View, download, or print individual meeting summaries, activity plans, and supply lists.
- Search and print meeting aids such as name tags, handouts, and more.
- Access award logs, badge charts, meeting plans, and more.
- Access council-specific resources on troop leadership, safety, training, Girl Scout traditions, awards, trips and travel, product program, camp and the outdoors and many more!

Getting Started

Setting Up the Troop

Your membership manager will reach out to you to set up the following information in our membership system.

Grade Levels

What age level will the troop be?

- Daisy
- Cadette
- Brownie
- Senior
- Junior
- Ambassador

Meeting Location and Time

Set meeting times that work with your schedule. Meetings are typically one hour, but can be extended to meet the troop's individual needs.

Choose a location for regular meetings – a school, library, community center, or church.

Meeting at a private residence is discouraged, however if this becomes necessary special guidelines apply. Find more information regarding these guidelines here:

<https://shorturl.at/xVeB6>

Decide on a day of the week, time and how often the troop will meet. We ask that troops meet at least once a month, however you may meet as often as you wish.

Troop Goals and Interests

Together with the girls, think about what your troop will want to accomplish this year:

- What are some goals?
- What types of activities will the troop plan to do throughout your first year?
- What community service might the troop do?

Looking for More Troop Members?

As a troop leader, you can share a direct link for new families to register directly into your troop through your myGS account. Adults and girls alike can join your troop this way. If you would like help growing your troop, contact your membership manager at any time throughout the year.



Building an Inclusive Troop

Establish an inclusive environment that welcomes every girl, fosters a sense of belonging and provides a safe space for everyone. Girls have a better Girl Scout experience when they are warmly welcomed into a troop.

A New Leader's Support System

Your Support System

Girl Scouts is all about sisterhood. Every volunteer and staff member makes up the Girl Scouts of Ohio's Heartland Council. As a troop leader, you are not alone! Your membership manager, GSOH staff, and service unit volunteers are here to help you along the way.

Your Service Unit

What is a service unit? It is a geographically defined area that consists of Girl Scout troops that are in the same community or school district. These troops are supported by a service unit team.

Service unit teams consist of experienced Girl Scout volunteers who are there to support one another through the Girl Scouting year. The team includes a manager, treasurer, product coordinator and more.

These volunteers work together to support you by providing activities and event opportunities in your area throughout the year. They also organize monthly meetings for troop leadership volunteers.

Service Unit Meetings

Service unit meetings are usually held monthly and can be in-person or virtual. At these meetings you can expect to:

- Meet and network with fellow volunteers
- Learn of upcoming council and service unit events
- Share your resources and materials with other troops

Your membership manager will connect you with the service unit you are a part of to get you started!



How We Work Together

GSOH Council Staff

We are here for you! Your troop membership manager exists as a guide during your first year as a troop leader and beyond. You can connect with them via email or phone for questions regarding troop membership and registration, product program engagement and more.

Additionally, our Customer Care team is also available to answer questions and help you navigate the world of Girl Scout volunteering. They can be reached at 1-800-621-7042 OR 614-487-8101 or you can email them at customercare@gsOH.org.

Social Media Support Systems

Our council has a variety of Facebook groups and pages dedicated to helping you and your fellow volunteers stay in the know for everything from our product programs to signature events.

- GSOH Main page
www.facebook.com/GirlScoutsOH
- GSOH Product Program page
www.facebook.com/GSOHProductProgram
- GSOH Daisies group
www.facebook.com/groups/GSOHDaisies/
- GSOH Brownies group
www.facebook.com/groups/GSOHBrownies
- GSOH Juniors group
www.facebook.com/groups/GSOHJuniors
- GSOH Cadettes group
www.facebook.com/groups/GSOHCadettes
- GSOH Seniors group
www.facebook.com/groups/GOSHSeniors
- GSOH Ambassadors group
www.facebook.com/groups/GSOHAmbassadors
- Service Units have their own Facebook pages, your membership manager will help you find and connect with them.
- Troops may set up their own Facebook groups as long as they are set to private.

Leading Together

Each troop needs at least two unrelated adults who are registered as Girl Scout members and have completed a background check. A friend, neighbor, co-worker, or another parent are all great people to lead a troop with. Your membership manager can help you assemble your troop leadership team.

Before meeting with parents/caregivers or girls, it's a good idea to meet with your troop leadership team and make some troop decisions.

- Meeting logistics: When, where, frequency, and time.
- What grade levels will the troop be?
- What help will the troop need from parents/caregivers?
- What type of communications will you use for families?
- Troop finance: Will the troop have dues and/or start-up fees? Who will be the troop bank account signers?
- Uniforms: What girls will need, and how families can purchase these items.
- Planning of the parent/caregiver meeting.

Check out the next page for guidance on the proper girl to adult ratios needed for safety!



SISTERHOOD

Leading Together

How Many Volunteers Will the Troop Need?

Troop leadership volunteers are responsible for arranging and maintaining proper adult supervision for meetings and activities. Each troop meeting or Girl Scout group must have at least two unrelated, background-checked volunteers present at all times, plus additional adult volunteers as necessary to reach required ratios (see charts below). Adult volunteers must be at least 18 years old and one adult in every group must be female.

Use the tables to the right to identify how many background-checked volunteers you need based on the number of girls participating.

Girl Scout Volunteer-to-Youth Ratios	Group Meetings		Events, Travel and Camping	
	Two Unrelated volunteers (at least one of whom is female) for up to this number of youths	One additional volunteer to each additional	Two Unrelated volunteers (at least one of whom is female) for up to this number of youths	One additional volunteer to each additional
Girl Scout Daisies (Grades K-1)	12	1-6	6	1-4
Girl Scout Brownies (Grades 2-3)	20	1-8	12	1-6
Girl Scout Juniors (Grades 4-5)	25	1-10	16	1-8
Girl Scout Cadettes (Grades 6-8)	25	1-12	20	1-10
Girl Scout Seniors (Grades 9-10)	30	1-15	24	1-12
Girl Scout Ambassadors (Grades 11-12)	30	1-15	24	1-12

Safety Responsibilities for Girls

Girls who learn about and practice safe and healthy behaviors are likely to establish lifelong habits of safety consciousness. For that reason, Girl Scouts are expected to:

- Assist you and other volunteers with safety planning
- Listen to and follow your safety instructions and suggestions
- Learn and practice safety skills
- Learn to “think safety” at all times and to be prepared
- Identify and evaluate an unsafe situation
- Know how, when, and where to get help when needed
- Practice the buddy system when participating in troop activities



Working with Parents and Caregivers

Parent and Caregiver Meeting Agenda

Girl Scout troops need parent and caregiver support to thrive!

- Welcome and introductions to one another and the Girl Scouts
- Say the Girl Scout promise
- Allow the girls to work on an activity while speaking with the parents/caregivers
 - Share how vital each family will be to the troop
 - Discuss meeting location, day, times, uniforms, and troop dues (if applicable)
 - Set expectations for communication and response times and how parents can get involved with the troop
 - Have parents complete Health History, Photo Release and Troop Support Forms
 - Discuss the types of activities the troop will participate in this year (regular meetings, field trips, events, camping trips, etc.)
 - Answer any questions the parents may have.

Helpful Tips:

- Don't try to do this alone! Ask families directly to help with the troop. Create a list of specific ways that families can help.
- Your membership manager can assist with your family meeting.
- For more information check out GSUSA's New Leader Onboarding Family Engagement the key to success — on gsLearn



Troop Support Form

There are so many things you can do to support your Girl Scout troop! Look at the list below and mark the positions you can do to make this a great experience for your troop members. Don't want to take a position alone? Ask another person to help you!

Name		Girl's Name	
Phone		Email	
<ul style="list-style-type: none"> • Troop Leader Volunteers (At least two)** <ul style="list-style-type: none"> - Plans meetings and badge work. - Sets up meeting space. - Tracks girls' badges, awards, attendance, and dues. - Attends leader trainings. - Attends monthly service unit meetings. • Troop Support Volunteer** <ul style="list-style-type: none"> - Can help the leaders with anything that needs done for the troop. • Troop Treasurer (must have two)** <ul style="list-style-type: none"> - Attends Troop Finance training. - Keeps record of all incoming and outgoing finances. - Completes troop finance report twice a year. • Troop Fall Product Coordinator** <ul style="list-style-type: none"> - Coordinates troop participation in the Girl Scout Fall Product Program. - Attends council product program training. • Troop Cookie Program Coordinator** <ul style="list-style-type: none"> - Coordinates troop participation in the Girl Scout Cookie Program. - Attends council product program training. • Field Trip Lead <ul style="list-style-type: none"> - Researches ideas with girls and leaders - Completes reservations and requirements for field trips. • Troop Communication Lead <ul style="list-style-type: none"> - Responsible for troop newsletter and/or Facebook page posts. - Reminds families of meeting dates, outings, and items to bring. 	<ul style="list-style-type: none"> • Service Project Coordinator <ul style="list-style-type: none"> - Helps leaders and girls plan and complete service projects in their community. • Troop First Aider** <ul style="list-style-type: none"> - Has current first aid & CPR certifications. - Attends outings and overnights. • Refreshment Coordinator <ul style="list-style-type: none"> - Schedule snack rotations with families. • Craft Coordinator <ul style="list-style-type: none"> - Works with leaders to plan crafts and activities that the girls have chosen. - Acquires supplies for crafts and activities. - Attends meetings to help with instruction of crafts and activities. • Troop Camp Certified Volunteer <ul style="list-style-type: none"> - Attends Troop Camp training. - Researches and plans camping trips with girls. - Completes reservations and regulations. - Collects permission forms and payments. - Orders patches to go with camp outings. • Troop Driver** <ul style="list-style-type: none"> - Has a clean driving record. - Drives girls to and from places. - I can comfortably fit ____ girls in my vehicle. <p>*All positions require care, custody, or control of a girl other than your own and require you to handle troop funds, a background check and Girl Scout membership.</p> <p>**These positions require a Girl Scout membership and background check.</p>	<p>Do you have any special interest or experiences in the following areas? Your skills could help the troop as they work on badges, journeys, and community service projects.</p> <ul style="list-style-type: none"> • Architecture • Arts and crafts • Astronomy • Automotive mechanics • Camping • Career planning • Childcare • Community service • Computers • Cooking • Dental health • Drama • Drawing/painting • Environmental sciences • First aid and safety • Gardening • Global issues • Health and fitness • Hiking • Music and singing • Photography • Science • Sewing • Sports • Woodworking 	

Setting Up the Troop Bank Account

Getting Started

Every new troop will need to set up a troop bank account with two eligible signers on the account. To be eligible, you must be a registered Girl Scout member, have an active acceptable background check and complete the Troop Finance training through gsLearn. Most banks require a minimum deposit to open a bank account.

When you are ready, follow these steps:

Step 1: Email the following information to *customercare@gsoh.org*.

- Names of the two approved troop volunteers who will be the account signers (It doesn't have to be the troop leaders, just two approved volunteers in the troop who are unrelated and not living in the same household.)
- Name of the bank the troop will be using (PNC is the most popular, but you can choose another; Chase isn't opening non-profit accounts anymore).
- Mailing address of the account signer who will be receiving the bank statements and other correspondence.
- Email address of BOTH account signers. Both signers must have online access to the troop account.

Step 2: You will receive from Customer Care within five business days:

- A GSOH letter which authorizes opening the new account under our tax ID number and designates who the signatories are on the account.
- W-9 form with GSOH's EIN (Tax ID number).
- Corporate Resolution and Articles of Incorporation granting GSOH access to bank account information and a frequently asked questions document.
- ACH (automated clearing house) form that needs to be completed and emailed back to our Finance Department via scanned email attachment at finance@gsoh.org. If the troop does not have a voided troop check, please ask the bank for a letter to confirm the troop's banking information (account and routing numbers).
- Any troop bank account opened without these documents will be considered **unauthorized**.

Step 3: Take with you to the bank:

- Please make sure to take all forms to the bank when opening the troop bank account.
- Both signers must be present when opening the bank account.
- The account should be a Non-Profit, charitable account. This designation is important. Please make sure you work with your chosen bank to ensure this occurs.
- Sign the bank signature card. Please use the name that appears on your driver's license. Many banks request official documents (e.g., driver's license, etc.), and if your name does not match, it can create issues in opening an account, or doing troop business.
- Within the bank letter, there will be explicit instructions on how the account should be named, including the troop number. It is important that the bank follows these instructions to avoid potential issues in setting up online banking for the account.

The troop's primary money earnings should come from Girl Scouts of Ohio's Heartland's Fall and Cookie programs. The troop must participate in each of these product programs before planning additional money-earning activities. Money-earning activities must be approved by your membership manager, this form can be found at gsoh.org/forms. Troops may not raise money for any other organization outside of Girl Scouts.

Troop Communication



Good communication is essential to a well-run troop. It's a great idea to discuss how troop communications will be handled with families.

- Will the troop have its own Facebook group?
- Will leaders use calls, text, or email as their primary means of communication?
- What will be the response communication expectations for both sending and receiving information?
- Will the troop have a designated communications volunteer?

ON MY HONOR

Troop Forms



As a troop leader, you will find that forms are a necessity. Some useful forms you will need include:

- **Girl Health History Forms:** To be completed by parents/caregivers each year and kept in the troop binder.
- **Photo Release Form:** To be completed by parents/caregivers each year and kept in the troop binder.
- **Activity Permission Slip:** This form is required for Girl Scout events or activities that may require extra levels of safety, care, or permission. Keep in the troop binder.
- **Troop Money-Earning Activity Permission Slip:** Required for any troop money-earning activity beyond the Girl Scout Fall Product and Cookie Programs. Submitted to your membership manager for approval.
- **Tax Exemption Form:** Used whenever purchasing troop supplies or equipment.

Find all forms at gsch.org/forms.

Girl Scout Traditions



Girl Scout Hand Sign – Raise three fingers of the right hand with the thumb holding down the pinky. The three fingers represent the three parts of the Promise.

Handshake – Shaking hands with the left hand while making the Girl Scout Hand Sign with the right hand. The left hand is nearest to the heart and signifies friendship.

Friendship Circle – The unbroken chain of friendship. Girl Scouts stand in a circle crossing their right arms over their left and clasping hands with their friends on both sides. This is a great time to sing Make New Friends.

SWAPS – Small tokens of friendship that girls often make and take to events or while traveling to trade with other Girl Scouts. “Special Whatchamacallits Affectionately Pinned Somewhere”

Kaper Charts – A chart dividing up troop responsibilities. Indicates all the jobs available and who is responsible for what during a meeting or campout.

Keeping Girls Safe and First Aid Kits



Make sure a general first-aid kit is available at each group meeting place and accompanies girls during any activity (including transportation to and from the activity).

Items to include in a basic troop first aid-kit:

- Adhesive bandages
- Sterile gauze pads
- Nonlatex gloves
- Instant cold compress

The following documents should accompany the troop at meetings and everywhere the troop goes:

- Parent/Caregiver Consent Forms
- Health History Forms
- Girl Scout Activity Insurance Form

2024-2025 Girl Scout Official Uniform Kit

Your official uniform kit includes these items for each grade level:



Daisies



*Additional numerals are \$1.95 each
**Price before tax

Official uniform components may also include: shirt, scarf, skirt, leggings, beanie, hair accessories, and socks.

Tunic or Vest	\$23.00 Tunic or Vest
Insignia Tab	\$4.00
WAGGGS Pin	\$3.00
Daisy Pin	\$3.00
ID Set	\$7.00
Flag	\$2.75
Daisy Petal Set	\$10.00
Numerals* (4)	\$7.80
Kit Total	\$60.55** Tunic or Vest

In order to qualify for the Girl Scout Uniform Kit free bag, additional items such as program materials must be added to equal \$60.

Optional: Daisy Handbook with Petal Requirements for \$20.00.

Find everything you need at a Girl Scout Shop or online

Columbus

1700 Watermark Drive
Columbus, OH 43215
614-487-8101

Chillicothe

1130 Western Avenue
Chillicothe, OH 45601
740-773-2146

Mansfield

24 W. Third Street
Suite 110
Mansfield, Ohio 44902
419-522-0391

Zanesville

3230 Bowers Lane
Zanesville, OH 43701
740-454-8563

Shop online: girlscoutshop.com/gsoh • Email orders or questions: girlscoutshop@gsoh.org

Brownies



*Additional numerals are \$1.95 each
 ** Price before tax

Official uniform components may also include: shirt, scarf, skirt, skort, beanie, hair accessories, and socks.

Sash or Vest	\$10.50 Sash/\$24.00 Vest
Insignia Tab	\$4.00
WAGGGS Pin	\$3.00
Brownie Pin	\$3.00
ID Set	\$7.00
Flag	\$2.75
Numerals* (4)	\$7.80
Kit Total	\$38.05** Sash/\$51.55** Vest

In order to qualify for the Girl Scout Uniform Kit free bag, additional items such as program materials must be added to equal \$60.

Optional: Brownie Handbook for \$9.

Juniors



*Additional numerals are \$1.95 each
 ** Price before tax

Official uniform components may also include: shirt, skirt, hair accessories, and socks.

Sash or Vest	\$10.50 Sash/\$25.00 Vest
Insignia Tab	\$4.00
WAGGGS Pin	\$3.00
Membership Pin	\$3.00/\$3.50
ID Set	\$7.00
Flag	\$2.75
Numerals* (4)	\$7.80
Kit Total	\$38.55** Sash/\$53.05** Vest

In order to qualify for the Girl Scout Uniform Kit free bag, additional items such as program materials must be added to equal \$60.

Optional: Junior Handbook for \$9.

Cadettes, Seniors, and Ambassadors



*Additional numerals are \$1.95 each
 ** Price before tax

Official uniform components may also include: shirt, skirt, hoodie, hair accessories, and socks.

Sash or Vest	\$12.50 Sash/\$30.00 Vest \$15.50 Pocket Sash \$38.00 Cargo Vest
Insignia Tab	\$4.00
WAGGGS Pin	\$3.00
Membership Pin	\$3.00/\$3.50
ID Set	\$7.00
Flag	\$2.75
Numerals* (4)	\$7.80
Kit Total	Varies

In order to qualify for the Girl Scout Uniform Kit free bag, additional items such as program materials must be added to equal \$60.

Optional: Cadette Handbook for \$9, Senior Handbook for \$9.00

Cadette, Senior, and Ambassador badge and pin placement may vary.



Travel Progression

Individual Travel

Individual Girl Scouts can sign up for independent travel and meet new Girl Scout friends through council-offered travel opportunities or GSUSA's Destinations program.

Recommended for: Senior, Ambassador

Minimum age: Cadette (with Extended Trip experience in Girl Scouting)

International Trip

Travel the world! These life-changing trips usually take two to three years to save for, plan, and prepare.

Recommended for: Senior, Ambassador

Minimum age: Cadette (with Extended Trip experience in Girl Scouting)

Extended Trip

Travel the country! Extended trips last four or more nights OR take place more than a six-hour drive from home.

Recommended for: Cadette, Senior, Ambassador

Minimum age: Junior (with Short Trip experience in Girl Scouting)

Short Trip

Spend two to three nights in your region, up to a six-hour drive away from home. Girl Scouts plan budget and schedule.

Recommended for: Junior, Cadette

Minimum age: Brownie (with Overnight experience in Girl Scouting)

Overnight

Help Girl Scouts plan their first single overnight—maybe at a council event, camp, or nearby attraction.

Recommended for: Brownie, Junior

Minimum age: Daisy (with Day Trip experience in Girl Scouting)

Day Trip

Plan an all-day trip. Try a council event or local attraction.

Recommended for: Daisy, Brownie, Junior


Minimum age: Daisy

Local Field Trip

Visit a nearby spot, possibly during your regular meeting time.

Recommended for: Daisy, Brownie




Minimum age: Daisy



Through progression, Girl Scouts build skills to become lifelong travelers and global citizens. Girl Scouts take the lead in planning a new adventure at every level.

When moving up to the next step, consider each Girl Scout's independence, ability to work well in groups, flexibility, and experience with cultures other than their own.

Your Girl Scout Year

August	September	October	November
 National S'more's Day Recruit new girls to your troop Plan your year Mad Mud Event	Hispanic History Month Investiture Ceremonies Recruit new girls to your troop	Girl Scout Membership Year Begins Juliette Gordon Low's Birthday - Oct. 31 Halloween Hike Recruit new girls to your troop! Fall Product Program Begins	Fairy Tale Ball Finance Reports are due Nov 10
December	January	February	March
GSOH offices closed for winter break between Christmas and New Year's Day - check our website for exact dates.	Happy New Year! Cookie program starts!	Black History Month World Thinking Day 	Women's History Month Girl Scouts Birthday - March 12 Girl Scout Week Girl Scouts celebrate faith!
April	May	June	July
Earth Day National Volunteer Appreciation Month Girl Scout Leader Day Extended Year Membership Begins - April 1 	Asian American Pacific Islander Heritage Month Early Bird Renewal	National Get Outdoors Day Day and Twilight Camps Resident Camps Early Bird Renewal Ends June 30	Resident Camps Day Camps

Visit [gsoh.org/publications](https://www.gsoh.org/publications) to learn more about our events and find the most up-to-date information!

Glossary

Adult-to-Youth ratio: Minimum number of adults needed to supervise a specific number of girls. The purpose of these ratios is to ensure safety and health of girls. Ratios must include at least two, unrelated, approved adults.

Annual Meeting: Governance meeting held annually for the council. At this meeting the council elects the officers and board of directors and conducts other business decisions essential to Girl Scouting in its geographic area. Usually happens in late April.

Awards: A category of achievements earned which include Journey awards, lifesaving awards, highest awards, leadership awards, adult awards, and more.

Badges vs. patches: Badges are awards girls earn by completing skill-building activities. Patches are given to Girl Scouts for participating in fun events, activities, or other programs. Badges are worn on the front of vests or sashes, while patches are worn on the back.

Bridging: When girls advance from one grade level of Girl Scouting to the next. Typically, bridging is celebrated with a ceremony that occurs during the spring, summer, or fall in preparation for the new school year.

Camp (Resident or Day Camp): Resident camp means an overnight stay (over the course of three days to a week) at Camp Molly Lauman. Day camp means attending a camp during the day (under 12-hour period of time) at a Girl Scout-sponsored camp, which can be held at one of our camp properties or a partner facility.

Council: One of Girl Scouts of the USA's local affiliates, with authority over Girl Scouting in a specific section of the country. Currently, there are 111 Girl Scout councils in the United States.

Customer Care: A team at council that can help you find the information you need. You can reach them by calling 614-487-8101 or emailing customer care@gsoh.org. Customer Care is open Monday–Thursday 8:30 a.m.–6:00 p.m. and Friday 8:30 a.m.–4:30 p.m. from August 15–May 15. During the summer months, Customer Care is open Monday–Friday 8:30 a.m.–4:30 p.m.

Delegate: This volunteer position serves the council for a specified term as an elected representative at the annual meeting and other governance opportunities throughout the year. Older girl members and adult members are both able to represent their local service areas as delegates.

Early Bird Renewal: Ends June 30. Troops can earn exclusive rewards for renewing the same number of girls and volunteers from the current membership year.

Girl-led: Girls take ownership of projects, meetings, and planning opportunities and partner with adults to facilitate meetings and other Girl Scout programs.

Girl Scout Leadership Experience (GSLE): These are the three keys to girl leadership: Discover (girls find out who they are, what they care about, and what their talents are), Connect (girls collaborate with others to make the world a better place), and Take Action (girls do something to improve their world).

Girl Scout Grade Levels: Different program levels are divided by grade level. The levels are: Daisy (K-1st grade), Brownie (2nd–3rd), Junior (4th–5th), Cadette (6th–8th), Senior (9th–10th), Ambassador (11th–12th)

GSOH: Abbreviation of our council's name, Girl Scouts of Ohio's Heartland

GSUSA: Abbreviation for Girl Scouts of the USA.

Highest awards: The highest honors a Girl Scout can earn in the Girl Scout program. Girl Scout Juniors can earn the Bronze Award, Girl Scout Cadettes can earn the Silver Award, and Girl Scout Seniors and Ambassadors can earn the Gold Award. The Gold Award is the highest award a girl can earn.

Journeys: A thematic program opportunity where girls earn recognitions throughout a long-term set of activities.

Membership year (MY): The Girl Scout membership year runs from October 1 through September 30 of the following year.

Money-earning activities: When a troop needs to supplement its dues and product sales earnings for a special trip or program, the troop may plan a money-earning event to help with the costs. Money earning events should be girl-led and require approval by the membership manager.

On-Time renewal: Troops can earn exclusive rewards for renewing the same number of girls and volunteers from the current membership year by Sept. 9.

Parent meeting: Initial meeting every troop should have at the beginning of the membership year. At this meeting, the troop leaders meet the parents, collect forms and payments, and decide on ways parents can be involved in the year.

Service unit: A specific geographic jurisdiction located in the 30 counties of Girl Scouts of Ohio's Heartland.

Signature Events: Annual council programs including Fairy Tale Ball, Halloween Hike, Mall Lock-In, Mad Mud Challenge, Tree Tappers Maple Syrup Festival, and many more.

Troop Leadership Team: Group of engaged parents/adults in the troop. Each family should be involved and participate in specific ways. Refer to the Troop Support Form for ideas.

Troop funds: Each troop has its own bank account. See instructions for opening an account page. Money belongs to the troop, not to the individual girls. Management of funds must be transparent for the girls, parents, volunteers, and for the council. Troop finance report is due two times per year to document the expenses and income of the troop.

Volunteer Toolkit: The Volunteer Toolkit is a customizable digital planning tool for troop leaders and co-leaders to easily manage their troop year-round and deliver easy, fun troop meetings. Accessible via desktop and mobile devices, the Volunteer Toolkit saves you time and energy so that you can focus on having fun with your Girl Scouts.

WAGGGS: World Association of Girl Guides and Girl Scouts. This is a world network of 145+ girl member organizations focused on developing girls and young women around the world.

Year Plans: Year plans for troops to assist with planning.